












MEETINGS&EVENTS

NATIONAL ICE CENTRE
MOTORPOINT ARENA



ROOM CAPACITIES		BOLERO SUITE				SPOTLIGHT	ARENA	ADDITIONAL ROOMS
		Bolero Suite	Syndicate 1	Syndicate 2	Syndicate 3	Spotlight	Arena	Encore Bar
	CABARET	144	60	40	40	-	800	60
	THEATRE	250	60	60	60	80	8000	80*
	BOARDROOM	35	30	20	20	20	-	-
	STANDING	300	60	60	0	200	3500	150
	HORSESHOE (CHAIRS)	60	30	30	-	30	-	-
	HORSESHOE (TABLES)	20	15	15	-	20	-	-
	CLASSROOM	100	50	25	25	-	-	-
	EXAM	120	60	30	30	-	-	-
	FLOOR SPACE	295m ²	152m ²	72m ²	72m ²	TBCm ²	2100m ²	153m ²

CAPACITY FIGURES ARE BASED ON A SAMPLE EVENT AND WILL BE ASSESSED BASED ON YOUR SPECIFIC REQUIREMENTS

- Configuration not recommended for this room

* Can be increased dependent on room set up and configuration

T. 0115 853 3008

E. conference@national-ice-centre.com

W. nottingham.events